

Great Books 4 Kids
Book Themed Headbands

www.greatbooks4kids.org

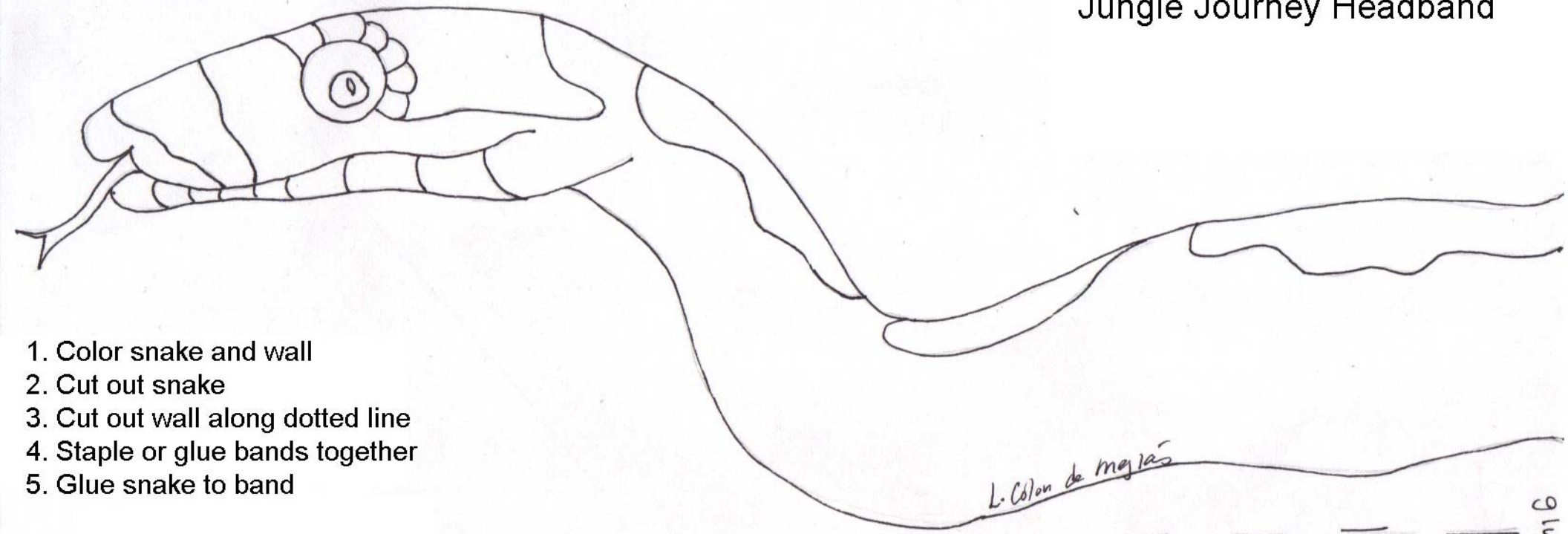
Classroom activities for the book titles:

- Jungle Journey
- Butterfly Rhythm
- Quadri Lateral
- Pesky Plastic
- Hip Hop and the Wall


Directions for making wearable book themed headbands for children

Step	Action
1	Color the characters and the headband on the activity sheet
2	Cut the characters out
3	Cut the headbands into two strips but cutting along the dotted lines
4	Glue or staple the two bands together to make one long strip of paper
5	Measure the strip of paper around the child's head. Mark the circumference measurement with a pencil. NOTE: The band should fit the head loosely with a bit of wiggle room to slide on and off the child's head, like a paper crown.
6	Staple or glue the band to secure the crown/headband. *Be sure to fasten the band where you marked the circumference
7	Allow the child to wear the crown proudly displaying their artwork!

Jungle Journey Headband



1. Color snake and wall
2. Cut out snake
3. Cut out wall along dotted line
4. Staple or glue bands together
5. Glue snake to band



L. Colon de Mejias

glue here

glue here


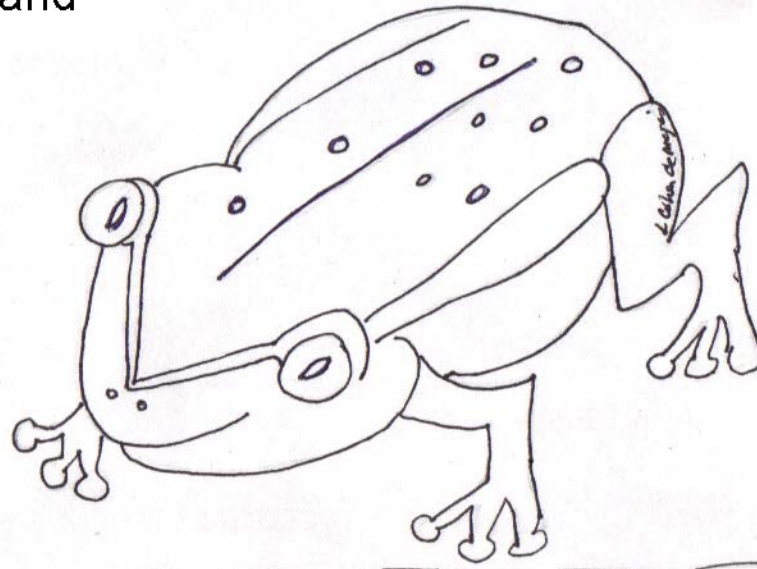
glue here

staple here to fit


staple here to fit

Hoip Hop and The Wall Headband


1. Color frog
2. Color Wall
3. cut our frog
4. Cut wall along dotted lines
5. Glue or staple bands together
6. Glue frog to band




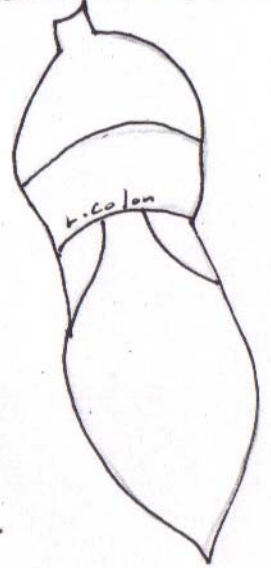
Butterfly Lifestages Headband



Caterpillar






Cocoon / Pupa

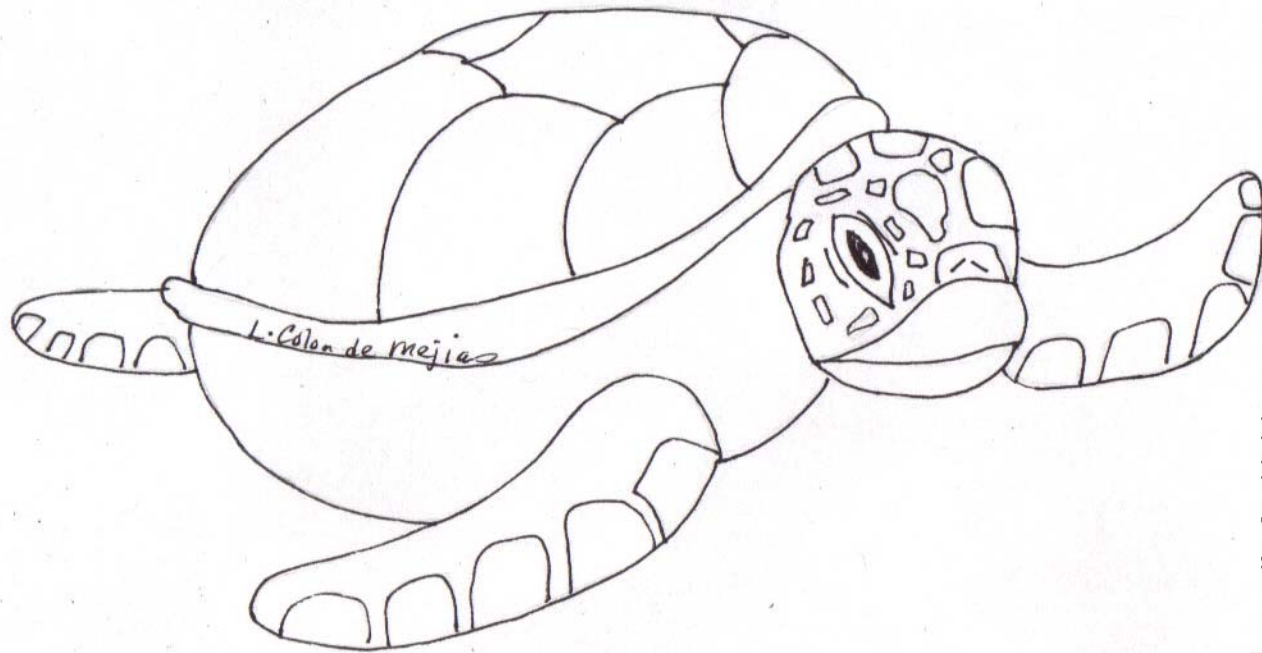


1. Color leaf and butterfly stages you want to add to headband
2. Cut out leaf and butterfly stages
3. Color leaf bands on next page
4. Cut leaf bands along dotted lines
5. Staple or glue bands together
6. Glue leaf and the butterfly stages to the band

Butterfly Stages Leaf Bands


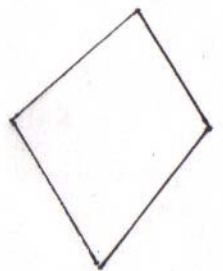





Pesky Plastic Headband



1. Color Turtle and water bands
2. Cut Turtle out
3. Cut water bands along dotted lines
4. Glue or staple bands together
5. Glue Turtle to band

Quadri Lateral Headband



glue here (band 1)

glue to band # 2

glue here (band 2)

glue to band # 1